




 Sicherungsblech Soziussitzbank	 Locking plate passenger seat	 Piastra di bloccaggio Sella di passeggero	 plaque de verrouillage Selle de passager	 Chapa de bloqueo asiento de pasajero	R nineT
					44112-000



Montieren sie die Platte mit den beigelegten Unterlegscheiben und M6 Schrauben. Die Unterlegscheiben kommen unter das Blech, in Fahrrichtung vorne.

Mount the plate with the included washers and M6 screws. The washers have to be placed under the plate, in driving direction front.

